

Khyber Pakhtunkhwa Corona Virus Disease COVID-19 Daily Update 24 April 2022

1. Snapshot figures for the day¹

380

Total Active Cases²

219460

Total Cases

12

New Cases Today

6324

Total Deaths

00

New Deaths Today

212756

Total Recovered

11

New Recoveries Today

4738795

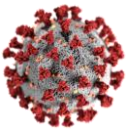
Total Tests

5144

New Tests Today

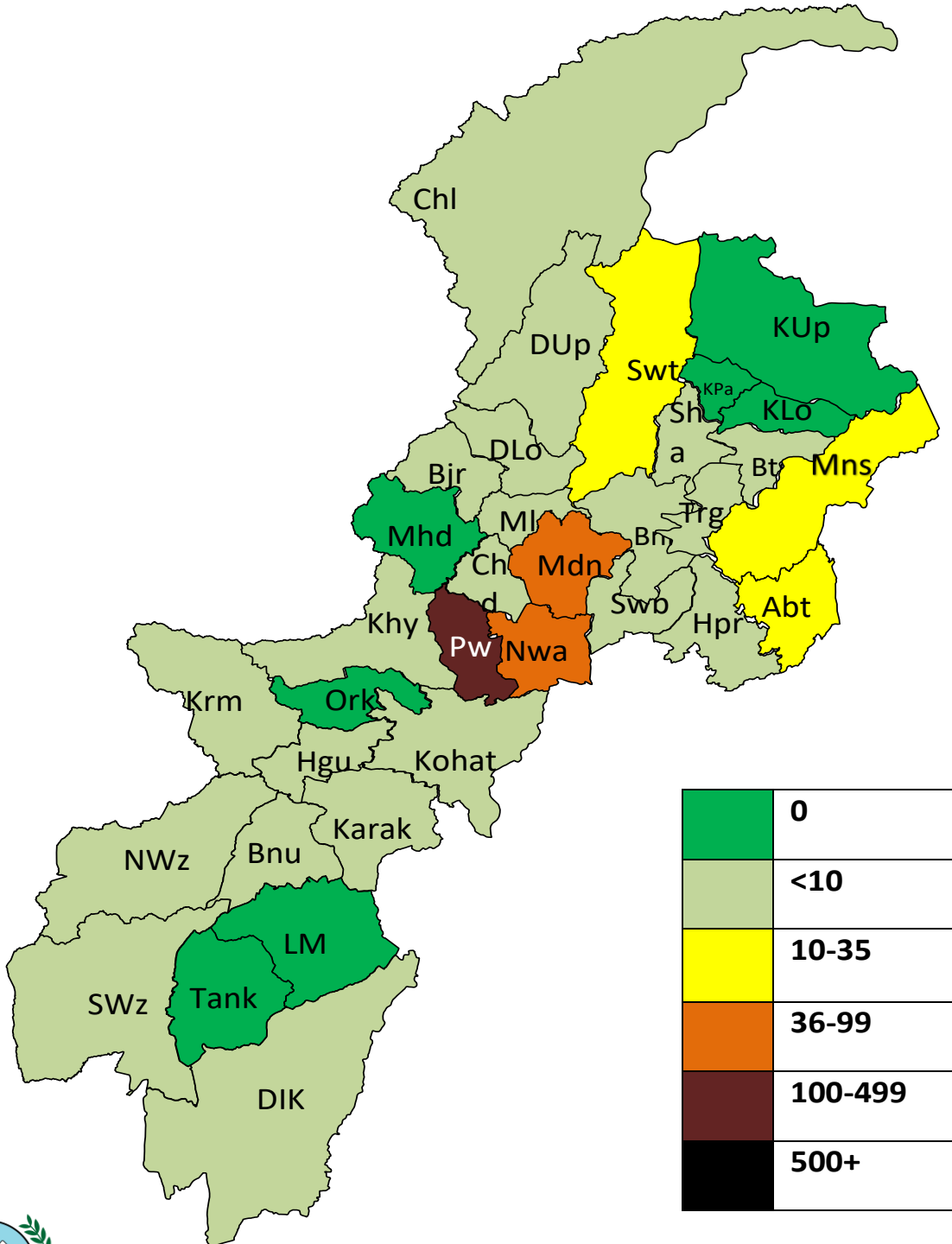
1. Figures up to 12 Midnight on the 23rd April 2022
2. Active cases = total cases till now – deaths – recoveries



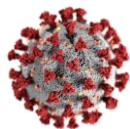


Khyber Pakhtunkhwa Corona Virus Disease COVID-19 Daily Update 24 April 2022

2. Provincial Heatmap



Map colored by active cases



| District |
|--------------|
| Total |

| Cases | |
|---------------|-----------|
| Total | 24 hrs |
| 219460 | 12 |

| Deaths | |
|-------------|----------|
| Total | 24 hrs |
| 6324 | 0 |

| Recoveries |
|---------------|
| 212756 |

| Active Cases |
|--------------|
| 380 |

Khyber Pakhtunkhwa Corona Virus Disease COVID-19 Daily Update 24 April 2022

Peshawar Division

| |
|--------------|
| PESHAWAR |
| CHARSADDA |
| NOWSHERA |
| KHYBER |
| MOHMAND |
| Total |

| | |
|---------------|----------|
| 82620 | 0 |
| 5283 | 1 |
| 9263 | 0 |
| 2948 | 0 |
| 1845 | 0 |
| 101959 | 1 |

| | |
|-------------|----------|
| 3121 | 0 |
| 62 | 0 |
| 121 | 0 |
| 13 | 0 |
| 2 | 0 |
| 3319 | 0 |

| |
|--------------|
| 79385 |
| 5219 |
| 9055 |
| 2933 |
| 1843 |
| 98435 |

| |
|------------|
| 114 |
| 2 |
| 87 |
| 2 |
| 0 |
| 205 |

3. District data

Mardan Division

| |
|--------------|
| MARDAN |
| SWABI |
| Total |

| | |
|--------------|----------|
| 17433 | 2 |
| 6551 | 0 |
| 23984 | 2 |

| | |
|------------|----------|
| 623 | 0 |
| 229 | 0 |
| 852 | 0 |

| |
|--------------|
| 16774 |
| 6316 |
| 23090 |

| |
|-----------|
| 36 |
| 6 |
| 42 |

Malakand Division

| |
|---------------|
| SWAT |
| BUNER |
| DIR LOWER |
| DIR UPPER |
| SHANGLA |
| MALAKAND |
| CHITRAL LOWER |
| CHITRAL UPPER |
| BAJAUR |
| Total |

| | |
|--------------|----------|
| 10267 | 0 |
| 2166 | 0 |
| 4663 | 0 |
| 2955 | 0 |
| 1826 | 0 |
| 7300 | 5 |
| 4542 | 0 |
| 1933 | 0 |
| 2522 | 0 |
| 38174 | 5 |

| | |
|------------|----------|
| 546 | 0 |
| 23 | 0 |
| 53 | 0 |
| 57 | 0 |
| 7 | 0 |
| 52 | 0 |
| 22 | 0 |
| 21 | 0 |
| 103 | 0 |
| 884 | 0 |

| |
|--------------|
| 9689 |
| 2142 |
| 4607 |
| 2896 |
| 1818 |
| 7240 |
| 4515 |
| 1910 |
| 2410 |
| 37227 |

| |
|-----------|
| 32 |
| 1 |
| 3 |
| 2 |
| 1 |
| 8 |
| 5 |
| 2 |
| 9 |
| 63 |

Hazara Division

| |
|----------------|
| MANSEHRA |
| ABBOTTABAD |
| HARI PUR |
| TOR GHAR |
| KOHISTAN UPPER |
| KOHISTAN LOWER |
| KOLAI PALLAS |
| BATTAGRAM |
| Total |

| | |
|--------------|----------|
| 7596 | 3 |
| 10091 | 0 |
| 6442 | 0 |
| 304 | 0 |
| 285 | 0 |
| 232 | 0 |
| 70 | 0 |
| 1324 | 0 |
| 26344 | 3 |

| | |
|------------|----------|
| 45 | 0 |
| 387 | 0 |
| 113 | 0 |
| 0 | 0 |
| 0 | 0 |
| 0 | 0 |
| 0 | 0 |
| 21 | 0 |
| 566 | 0 |

| |
|--------------|
| 7535 |
| 9693 |
| 6327 |
| 303 |
| 285 |
| 232 |
| 70 |
| 1302 |
| 25747 |

| |
|-----------|
| 16 |
| 11 |
| 2 |
| 1 |
| 0 |
| 0 |
| 0 |
| 1 |
| 31 |

Kohat Division

| |
|--------------|
| KOHAT |
| HANGU |
| KARAK |
| KURRAM |
| ORAKZAI |
| Total |

| | |
|--------------|----------|
| 8470 | 0 |
| 1340 | 0 |
| 2166 | 0 |
| 2199 | 0 |
| 776 | 0 |
| 14951 | 0 |

| | |
|------------|----------|
| 245 | 0 |
| 24 | 0 |
| 30 | 0 |
| 15 | 0 |
| 3 | 0 |
| 317 | 0 |

| |
|--------------|
| 8221 |
| 1310 |
| 2128 |
| 2182 |
| 773 |
| 14614 |

| |
|-----------|
| 4 |
| 6 |
| 8 |
| 2 |
| 0 |
| 20 |

Bannu Division

| |
|------------------|
| BANNU |
| LAKKI MARWAT |
| NORTH WAZIRISTAN |
| Total |

| | |
|-------------|----------|
| 4716 | 0 |
| 1086 | 0 |
| 342 | 0 |
| 6144 | 0 |

| | |
|------------|----------|
| 143 | 0 |
| 2 | 0 |
| 1 | 0 |
| 146 | 0 |

| |
|-------------|
| 4565 |
| 1084 |
| 340 |
| 5989 |

| |
|----------|
| 8 |
| 0 |
| 1 |
| 9 |

Dera Ismail Khan Division

| |
|------------------|
| DERA ISMAIL KHAN |
| TANK |
| SOUTH WAZIRISTAN |
| Total |

| | |
|-------------|----------|
| 4758 | 1 |
| 423 | 0 |
| 571 | 0 |
| 5752 | 1 |

| | |
|------------|----------|
| 232 | 0 |
| 3 | 0 |
| 4 | 0 |
| 239 | 0 |

| |
|-------------|
| 4519 |
| 420 |
| 564 |
| 5503 |

| |
|-----------|
| 7 |
| 0 |
| 3 |
| 10 |

Quarantine/Travellers

| |
|--------------|
| Total |
|--------------|

| | |
|-------------|----------|
| 2152 | 0 |
|-------------|----------|

| | |
|----------|----------|
| 1 | 0 |
|----------|----------|

| |
|-------------|
| 2151 |
|-------------|

| |
|----------|
| 0 |
|----------|

